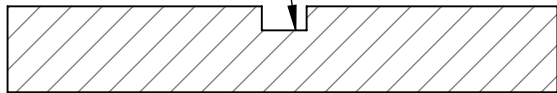


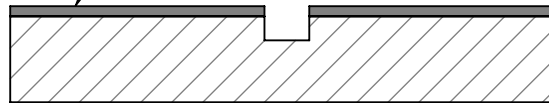
Step 1

Shadow gap created
as per drawing
SD013B or SD013C



Step 2

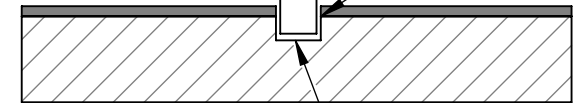
Apply Surfaceform finish



Step 3

Insert metal detail
to required depth

Leave 1mm on
each side



Adhesive

DO NOT SCALE DRAWING

surfaceform

Metal insert

Ref:

SD013A